

Comparative Expenditure Study

Presented to the Oregon Task Force on
Comprehensive Revenue Restructuring

Eric Fruits, Ph.D.

Portland State University and
Economics International Corp.
www.econinternational.com

July 10, 2008



About the study

- *The Ranking of Oregon State and Local Spending (2008)*

www.cascadepolicy.org/pdf/fiscal/200806_oregon_government_spending.pdf

- Follow-up to earlier studies

- *How Does Oregon Government Spending Rank? Ideas for Budget Stability (2004)*

www.cascadepolicy.org/pdf/fiscal/200409_oregon_government_spending.pdf

- *Can Oregon Tighten its Fiscal Belt? (2002)*

www.cascadepolicy.org/pdf/fiscal/tightenbelt.pdf

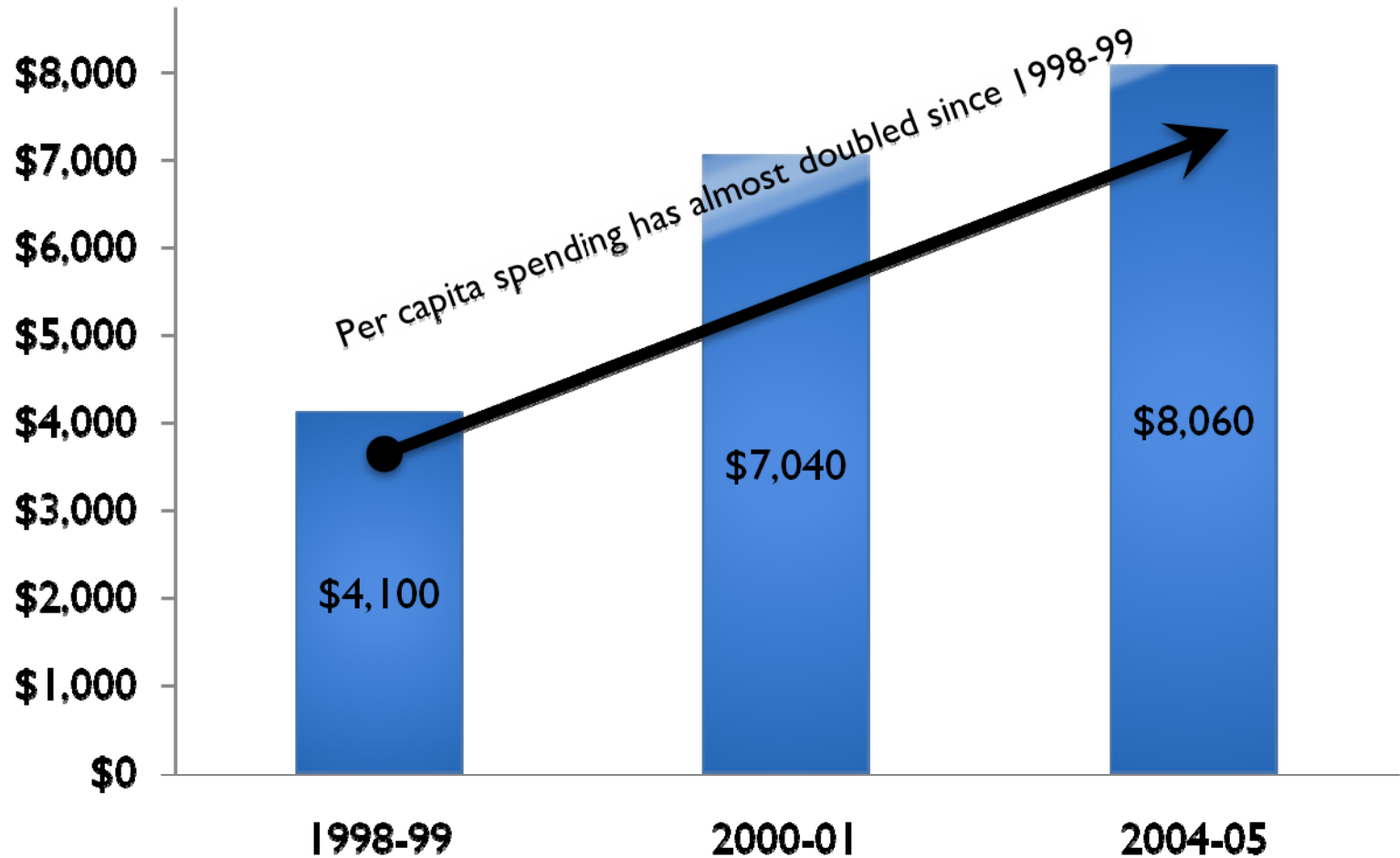


All sources are publicly available

- U.S. Census Bureau
 - Interim State Population Projections, 2005, April 2005.
 - Current Population Survey, 2005 Annual Social and Economic Supplement, October 2006.
 - Annual Estimates of the Population for the United States, Regions, States, and Puerto Rico: April 1, 2000 to July 1, 2007, December 2007.
 - 2005 Poverty and Median Income Estimates—Counties, January 2008.
 - Wulf, Henry, Measuring Governmental Economic Activity: The Comparative Advantages of Using The Census Bureau's Federal, State and Local Government Economic Statistics Programs, undated. U.S. Census Bureau, Governments Division.
- U.S. Department of Agriculture
 - Profiles of America, undated. <http://maps.ers.usda.gov/profiles/webcensusdownload.aspx>.

Oregon ranks #1 in spending

As a share of per capita personal income

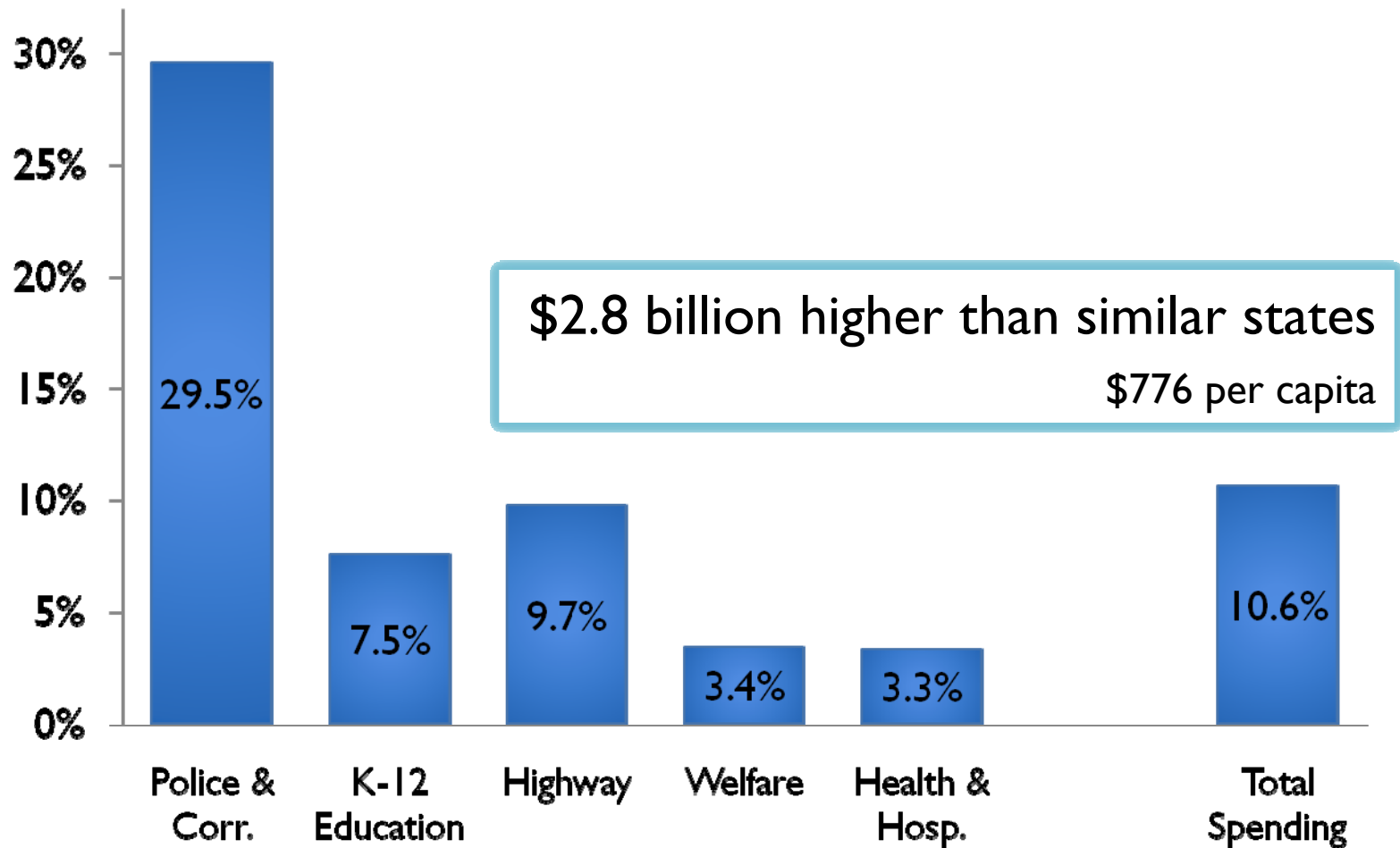


Eric Fruits, Ph.D.

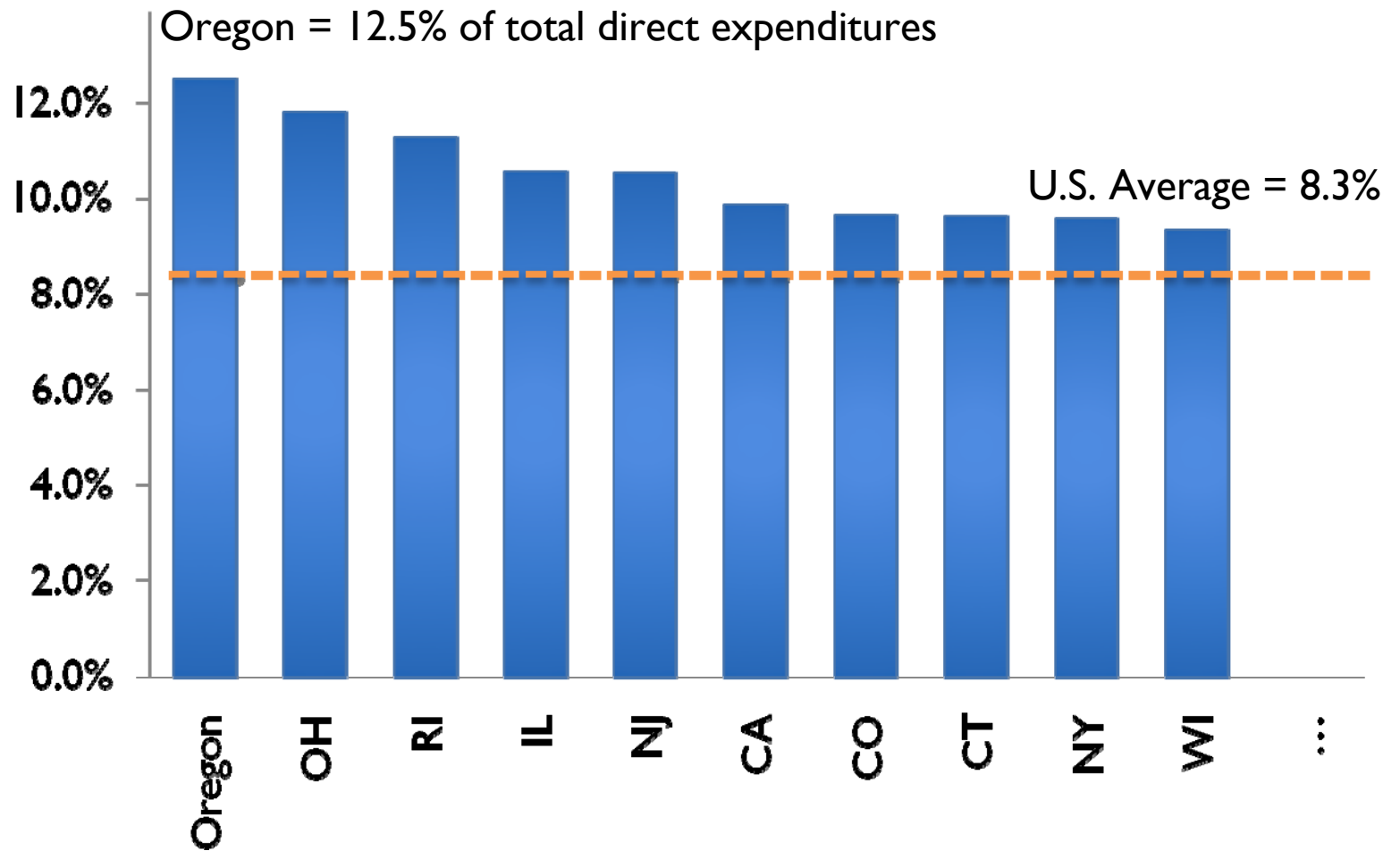
July 10, 2008

www.econinternational.com

Oregon government spending is 10.6% higher than similar states



Oregon spends more on insurance PERS, health, workers' compensation, etc.





Ideas for budget stability

- Develop less volatile funding sources
 - Must recognize family and firm location decisions are based on the current system in-place
- Avoid the the spending “ratchet” associated with revenue windfalls
- Develop a service flexibility plan
 - Determine which public services take priority when revenues decline
 - Avoid inflexible policies and contracts
- Reduce “friction” in public services
 - Flexible policies in contracting
 - Private sector provision of private goods and services